
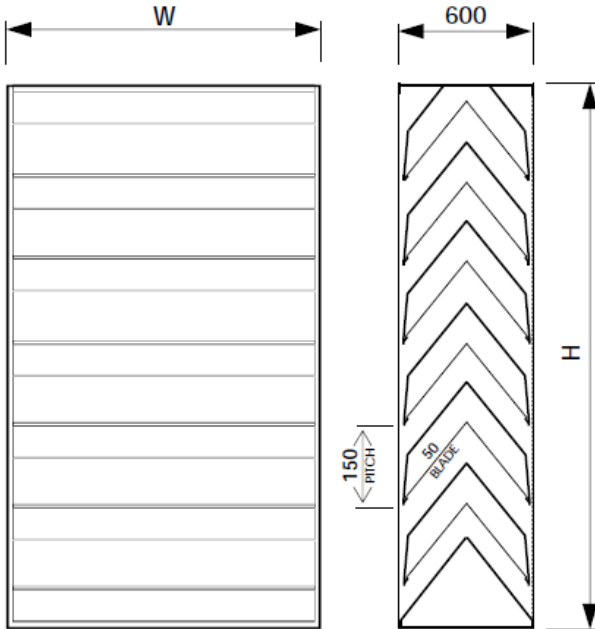


CHEVRON ACOUSTIC LOUVRE



600mm DEEP

DIMENSIONS



SPECIFICATION

LOUVRES ARE CONSTRUCTED FROM FOLDED SHEET METAL AND HAVE A SERIES OF HORIZONTAL BLADES CONTAINED WITHIN A FOUR SIDED EXTERNAL FRAME.

THE MATERIAL OF CONSTRUCTION MAY BE PRE-GALVANISED STEEL (SUFFIX G) OR ALUMINIUM (SUFFIX A).

GALVANISED BIRD SCREENS ARE FITTED AS STANDARD.

CASING SIDES ARE PROVIDED WITH 10mm DIA HOLES FOR FIXING ADJACENT SECTIONS TOGETHER, OR FIXING THE LOUVRE INTO THE BUILDERSWORK OPENING.

LOUVRES ARE SUPPLIED SELF FINISH AS STANDARD OR WITH AN OPTIONAL POLYESTER POWDER FINISH (SUFFIX P).

NOTES

THIS DATA SHEET IS TO BE READ IN CONJUNCTION WITH THE EQUIPMENT SCHEDULE.

WIDTH (W) AND HEIGHT (H) DIMENSIONS GIVEN ON THE EQUIPMENT SCHEDULE ARE AS MANUFACTURED. ADEQUATE CLEARANCE MUST BE ALLOWED WHEN CONSTRUCTING THE BUILDERSWORK OPENING, A MINIMUM OF 10 mm IS RECOMMENDED.

LOUVRES WILL BE SUPPLIED WITHOUT SUPPORT STEELWORK, CLEATS, BRACKETS, FIXINGS, FLASHING, MASTIC, OR OTHER SUCH ITEMS, UNLESS OTHERWISE STATED.

EXCESSIVELY LARGE OR HEAVY LOUVRES MAY BE MANUFACTURED IN MATING SECTIONS FOR EASE OF HANDLING.

LOUVRES ARE MANUFACTURED TO STANDARD SHEET METAL TOLERANCES OF +/- 3 mm.

SUFFIX

THE SUFFIX DEFINES ADDITIONAL FEATURES OR SPECIAL CONSTRUCTIONAL DETAILS

- G GALVANISED STEEL CONSTRUCTION.
- A ALUMINIUM CONSTRUCTION.
- P POLYESTER POWDER COAT.
- X SPECIAL CONSTRUCTION - REFER TO EQUIPMENT SCHEDULE FOR DETAILS.

WEIGHT

LOUVRE WEIGHTS ARE GIVEN ON THE EQUIPMENT SCHEDULE. APPROXIMATELY:

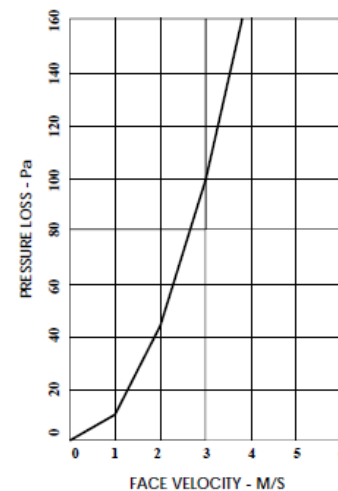
- 104kg/M² GALVANISED CONSTRUCTION
- 74kg/M² ALUMINIUM CONSTRUCTION

ACOUSTIC PERFORMANCE

SOUND REDUCTION INDEX: BS EN ISO 10140 - 2

63	125	250	500	1000	2000	4000	8000	HZ
7	8	13	19	33	39	37	30	dB

PRESSURE LOSS



STANDARD SIZES

THERE ARE NO STANDARD SIZES. ALL LOUVRES ARE MADE TO ORDER.